25 YEARS of Investing With Conviction

UNIFI CAPITAL



UNIFI UMBRELLA AIF:
UNIFI BLEND FUND 2

October 2026
Unifi Umbrella AIF
SEBI Reg No: IN/AIF3/21-22/0872

www.unificap.com

About Unifi

- Unifi focuses on long-only investment approaches as well as event arbitrage, focused on Indian equities, with a strong in-house research team, offering high levels of service.

- The core team of four experienced capital market professionals co-founded the company in 2001.

- Unifi has a successful 25-year performance record, evidenced by every strategy having performed better than its benchmark. The current AUM is Rs 18,098 Crs (USD 1,900 million)

- Unifi is headquartered in Chennai with offices in Bangalore, Hyderabad, Mumbai, Delhi, Pune, Ahmedabad & Kolkata with a total team size of 165 professionals.



Investment Strategy

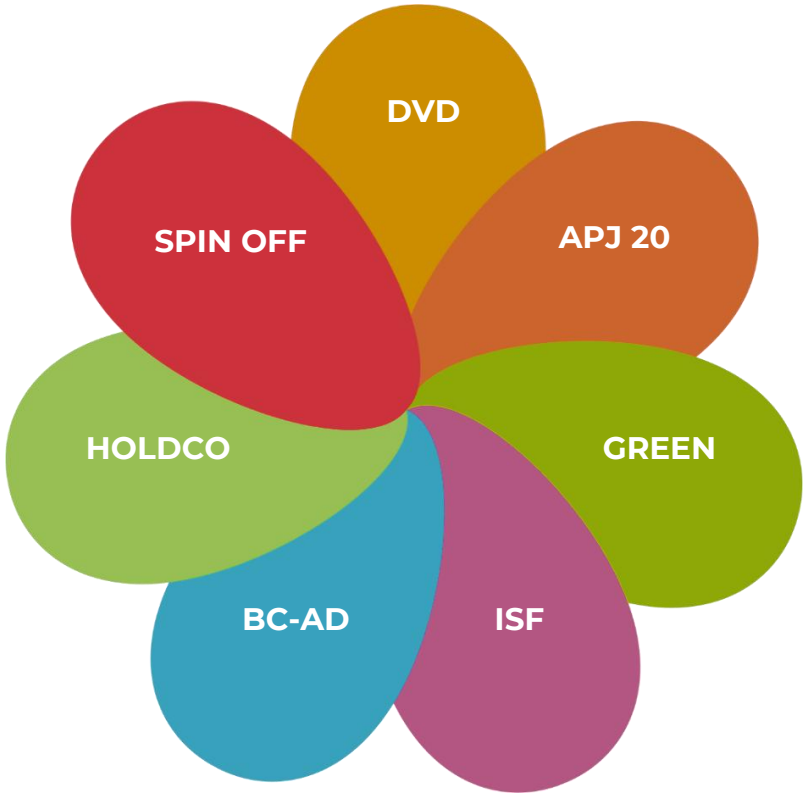

Blend

Blend Theme cherry picks Investments from all 7 distinct strategies managed by Unifi.

Blended Rangoli - Structure

Spin Off

In a single corporate structure with multiple businesses, the sum of the value of the separate parts is often less than that of the whole. A de-merger of disparate businesses, unlocks the financial and management bandwidth required for the respective businesses to grow. Spin off strategy invests in situations that offer great scope for the businesses to realize their full growth potential and attract commensurate market valuation.

DVD

Few segments of the market tend to be mispriced in spite of visible growth prospects, resulting in such stocks trading at a deep discount to their intrinsic value. Reasons could vary from inadequate understanding of a business by most analysts, low relative market cap and liquidity or the lack of correlation to benchmark indices. DVD invests in such businesses and exploits market inefficiencies.

HoldCo

Many holding companies are run as a group holding companies rather than strategic investment companies. This results in a perennial discount in their valuations, but such discounts are not a constant. The Holdco strategy identifies strong underlying businesses and looks for significant valuation discounts that are likely to recover as promoters feel the heat of change in the regulatory landscape; or as underlying businesses exhibit significant growth.

APJ 20

As always, markets fancy a few sectors that have done well in the past ignoring the rest. Of the sectors which are less understood, few like specialist chemicals, agri, precision manufacturing have become globally competitive and are privy to an expanding market opportunity. APJ20 invests in firms that have evolved and are in a ripe position to benefit from such growth prospects.

Green Strategy

The investment focus of the green strategy is on companies which provide products and services that help in reducing the carbon footprint in the environment and/or result in more efficient use of natural resources. Within the context of this approach, the sectors that have been identified for creating the portfolio are – emission control, energy efficiency, water management and waste management.

Insider Shadow Strategy

The Insider Shadow strategy invests in companies which have repurchased their own shares or where its promoters' have acquired additional shares at market prices. Such an action demonstrates their conviction on the company's growth prospects or inherent value not captured in stock price at that point. The proposition is to gain from the eventual balancing of the value-price mismatch in the market.

BCAD

The investment focus is on established companies in specific sectors which are leading the migration of market share from unorganized players to organized players. As India's economy grows rapidly in scale and sophistication, several sectors are positioned to change dramatically over the next decade. Certain powerful trends are driving the shift in the balance of competitive advantage in favour of organized businesses.

Blend PMS Performance

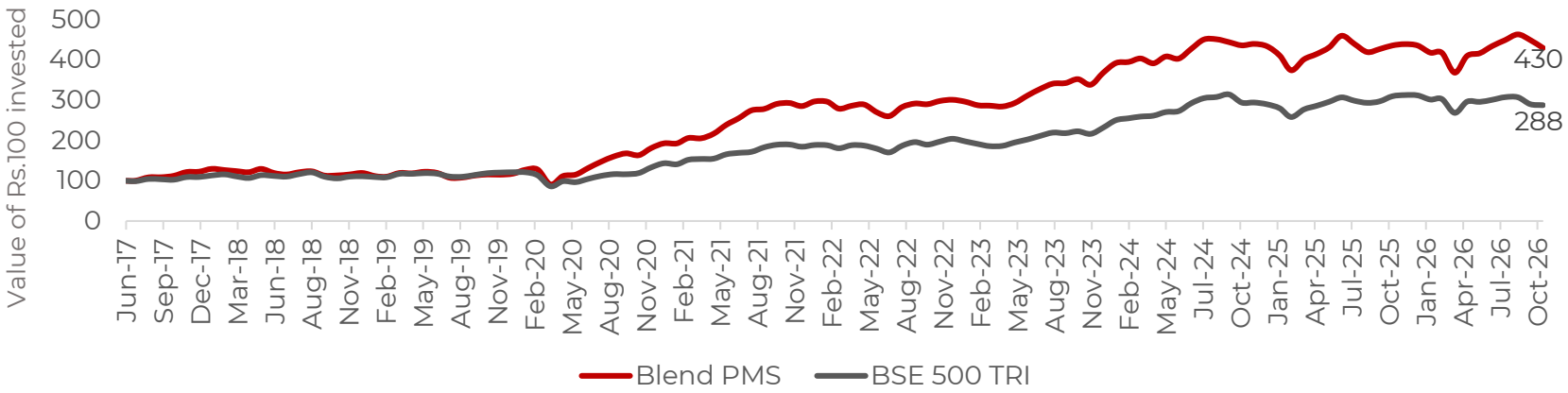

Blend	FY27E	FY28E
Earnings Growth	23.5%	18.7%
P/E	20.6	16.9
ROE	18.1%	18.9%
D/E	0.1	0.1
PEG	0.9	

Data is estimated based on assumptions and expectations considering currently available information and they involve risks, variables and uncertainties.

	Apr	May	Jun	Jul	Aug	Sep	Oct	Nov	Dec	Jan	Feb	Mar	FYTD	FYTD (Benchmark)
FY 18			0.43%	8.17%	0.29%	3.17%	8.41%	0.62%	5.83%	-2.35%	-2.02%	-2.16%	**21%**	**7%**
FY 19	6.69%	-7.85%	-3.13%	4.91%	1.75%	-8.45%	0.31%	2.07%	3.19%	-6.51%	-1.22%	8.29%	**-2%**	**10%**
FY 20	-0.74%	3.37%	-2.33%	-10.06%	0.55%	4.63%	2.24%	-0.41%	2.18%	8.34%	0.23%	-29.09%	**-24%**	**-26%**
FY 21	23.16%	3.26%	14.06%	11.87%	8.96%	4.88%	-2.72%	10.84%	6.5%	-0.15%	7.02%	-0.35%	**127%**	**79%**
FY 22	5.43%	10.30%	6.82%	7.68%	1.28%	4.43%	0.82%	-2.63%	4.06%	-0.28%	-5.79%	2.61%	**39%**	**22%**
FY 23	1.07%	-6.72%	-3.46%	8.61%	3.12%	-0.58%	2.79%	0.96%	-1.59%	-2.99%	-0.31%	-0.74%	**-1%**	**-1%**
FY 24	3.04%	6.37%	5.11%	4.08%	0.45%	2.86%	-3.95%	8.69%	6.65%	0.68%	2.19%	-2.98%	**38%**	**40%**
FY 25	4.33%	-1.32%	5.90%	5.55%	0.16%	-1.57%	-1.81%	0.83%	-1.32%	-5.32%	-8.91%	7.28%	**3%**	**6%**
FY 26	3.21%	4.1%	6.7%	-4.43%	-4.58%	1.75%	2.11%	0.77%	-0.77%	-4.06%	-0.09%	-11.83%	**-8%**	**-3%**
FY 27	11.27%	1.68%	4.26%	3.37%	3.17%	-3.00%	-4.40%						**17%**	**7%**

As on 31st October 2026

* Performance data disclosed hereabove is net of Management & Performance fees. The performance reported for an Investment Approach (IA) represents the aggregate performance of all investors in an IA

AIF Blend 1 Performance (Launched in Feb 2019)

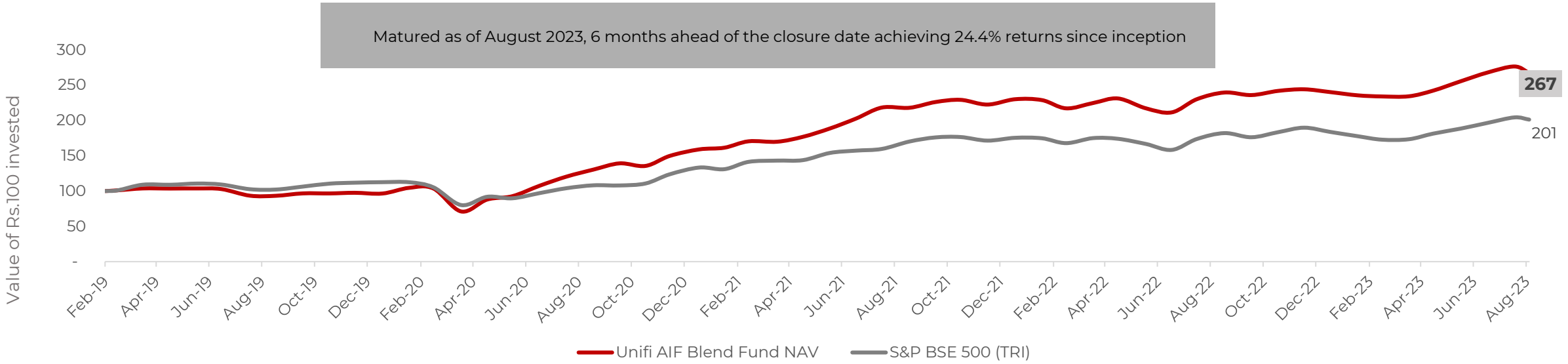

TWRR	Apr	May	Jun	Jul	Aug	Sep	Oct	Nov	Dec	Jan	Feb	Mar	FYTD
FY 19											1.0%	2.6%	**3.7%**
FY 20	-0.1%	0.1%	-0.9%	-9.1%	-0.1%	3.6%	-0.1%	0.9%	-1.1%	8.4%	-1.0%	-31.4%	**-31.4%**
FY 21	23.8%	5.4%	16.2%	12.0%	8.2%	6.7%	-2.6%	10.5%	6.2%	1.5%	5.6%	-0.4%	**139.0%**
FY 22	4.1%	6.6%	7.4%	7.8%	-0.1%	3.7%	1.4%	-2.9%	3.4%	-0.5%	-5.1%	3.5%	**32.3%**
FY 23	2.9%	-6.0%	-2.7%	8.8%	4.1%	-1.5%	2.5%	0.9%	-1.6%	-1.9%	-0.7%	0.1%	**4.3%**
FY 24	3.4%	5.5%	4.8%	3.2%	-3.4%								**14.1%**

Returns as on 17th Aug'23

* Performance data disclosed hereabove is net of Management & Performance fees. The performance reported for an Investment Approach (IA) represents the aggregate performance of all investors in an IA

AIF Blend 2 Performance (Launched in June 2021)

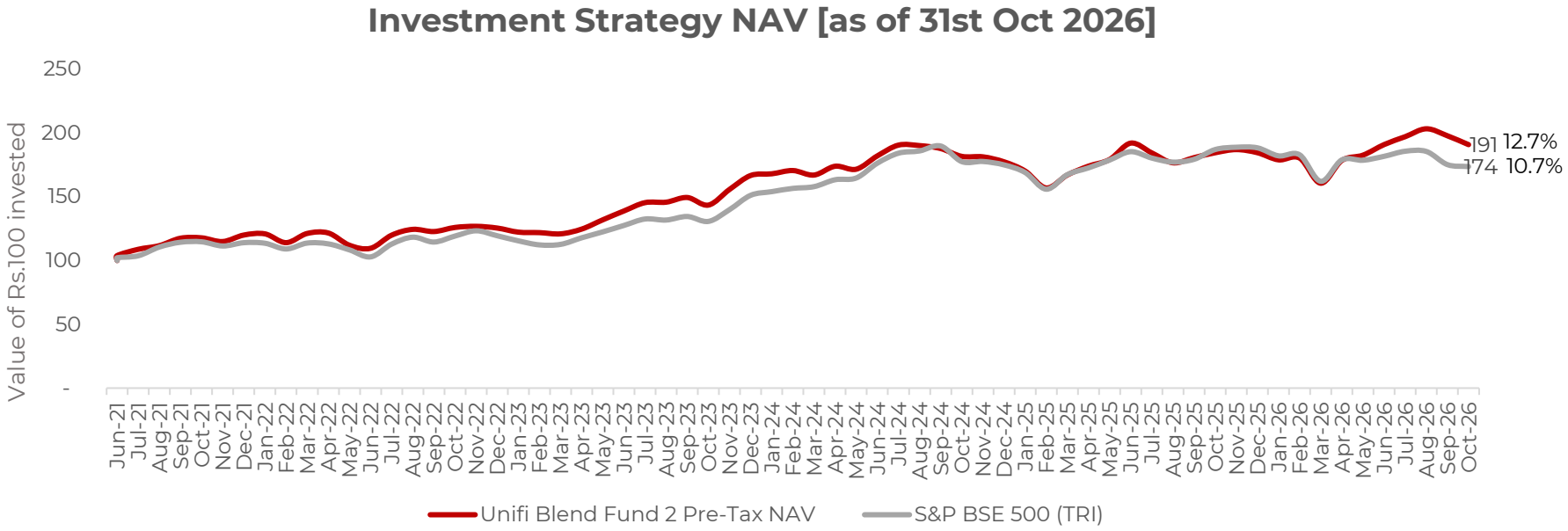

Characteristics

	FY27E	FY28E
Earnings Growth	27.5%	19.5%
RoE	18.4%	19.4%
P/E	21.4	17.4
D/E	0.1	0.1
PEG	0.8	

Sub-category: Long-only Equity Funds (Open-ended)

Trailing returns

Index	3 Year (%)
Scheme (INR)	14.85%
CRISIL AIF INDEX - Long only equity funds (INR)	16.75%

Values as on September 30, 2025
Schemes that have completed at least one year since their first close as on September 30, 2025, have been considered for the benchmark.
In all, 108 schemes have been considered for the above analysis.
Returns refer to post-expense, pre-carry, pre-tax values. Returns for more than one year are annualised

TWRR	Apr	May	Jun	Jul	Aug	Sep	Oct	Nov	Dec	Jan	Feb	Mar	FYTD
FY 22			3.9%	4.8%	2.6%	5.2%	0.2%	-2.5%	4.4%	0.8%	-5.7%	6.3%	**21.3%**
FY 23	0.3%	-7.9%	-2.1%	9.4%	3.8%	-1.4%	2.6%	0.7%	-1.1%	-2.5%	-0.3%	-0.8%	**-0.2%**
FY 24	3.1%	5.8%	5.2%	4.7%	0.3%	2.5%	-4.0%	8.5%	7.0%	0.8%	1.5%	-2.1%	**38.1%**
FY 25	4.1%	-1.3%	6.1%	4.6%	-0.2%	-1.2%	-3.3%	-0.2%	-2.2%	-4.1%	-7.8%	6.5%	**0.0%**
FY 26	4.1%	3.0%	7.2%	-4.0%	-4.2%	2.3%	2.1%	1.3%	-1.3%	-3.0%	0.7%	-10.9%	**-3.9%**
FY 27	11.1%	2.3%	4.5%	3.2%	3.1%	-2.7%	-3.5%						**18.8%**

As of 31st October 2026

* Performance data disclosed hereabove is net of Management & Performance fees. The performance reported for an Investment Approach (IA) represents the aggregate performance of all investors in an IA

AIF Blend Fund 2 - Characteristics

Sector Exposure

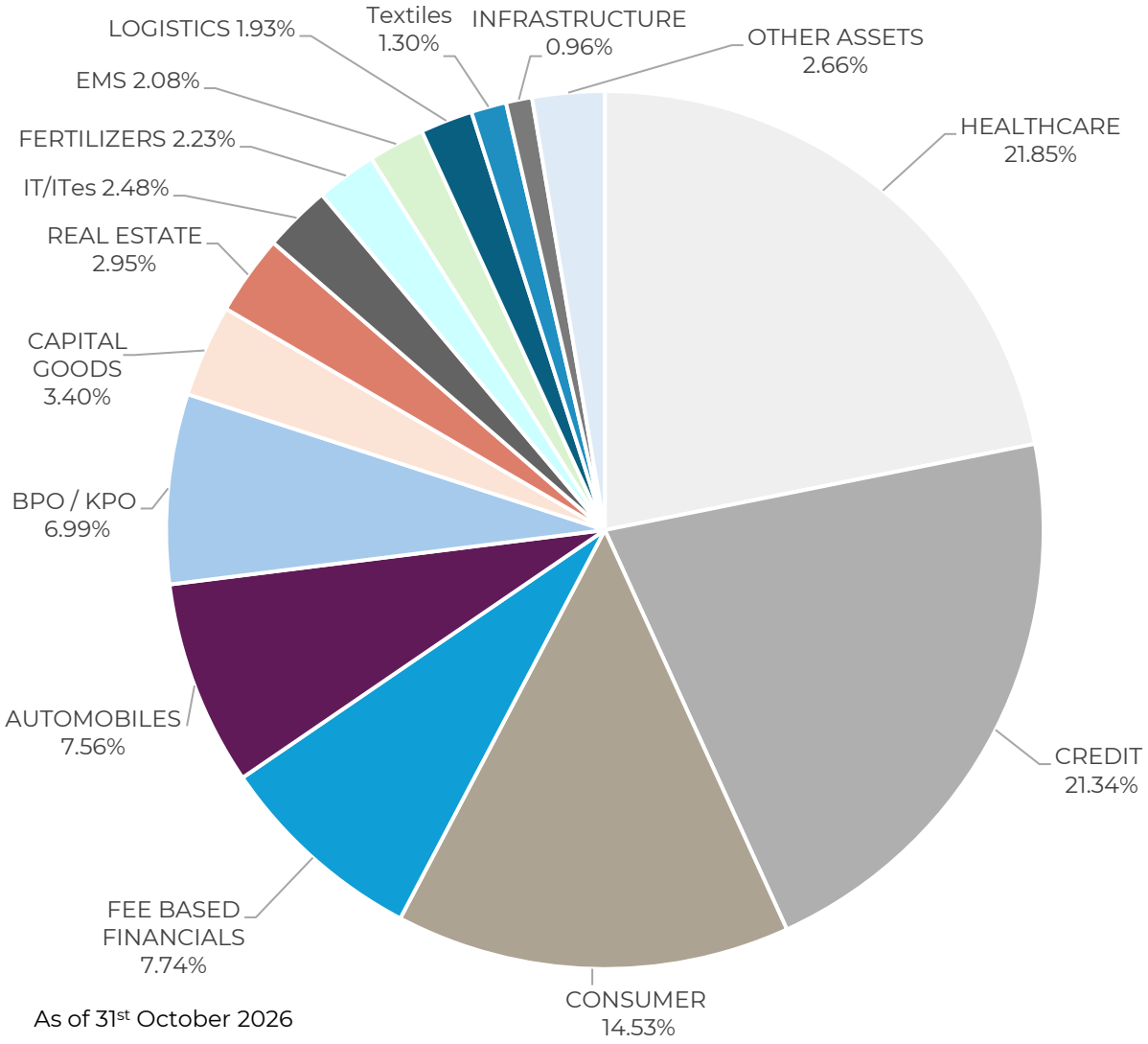

As of 31st October 2026

Mcap Exposure

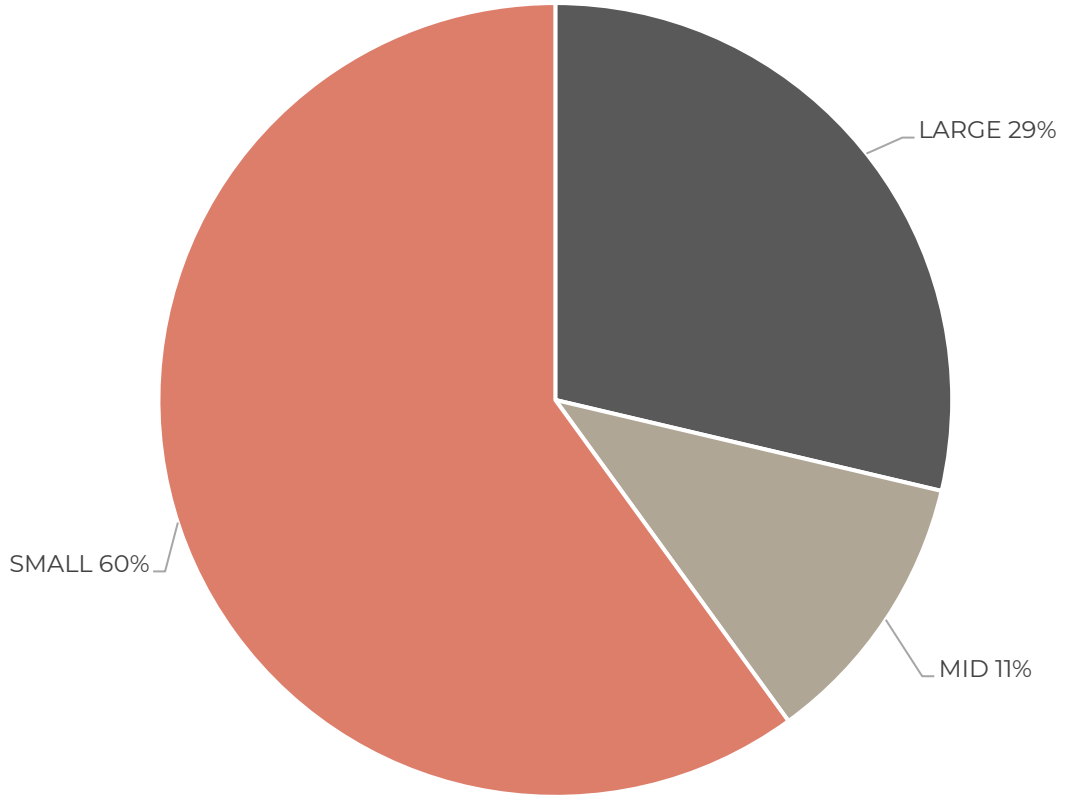

Unifi Blend Fund 2 AIF - SALIENT FEATURES

Commencement Date	1st June 2021
Category of Registration	Unifi Umbrella AIF is registered with SEBI as a Category III AIF under the Regulations.
Sponsor	Unifi Capital Pvt Ltd.
Investment Manager	Unifi Capital Pvt Ltd.
Trustee	Vistra ITCL (India) Limited
Custodian	Axis Bank Limited
Legal Counsel	IC RegFin Legal Partners LLP
Tax Advisors	Walker Chandiok & Co LLP
Auditors	Walker Chandiok & Co LLP
Drawdown Structure	100% drawdown on closure
Exit Load	N.A.
Last day to Submit the Forms	Atleast 7 (Seven) Business Days prior to the date of the relevant subscription day
Last day to Transfer Funds	Atleast 1 (One) Business Day before the date of the relevant valuation day

Unifi Blend Fund 2 AIF - SALIENT FEATURES

Subscription	Monthly – 1st of every month
Redemption window	Monthly redemptions, after expiry of 12–month lock–in, upon providing at least 30 days prior written notice (from the relevant exit date).
Non-Resident Indians	Investment from NRO accounts, excluding US Person are eligible. Investments from NRE accounts will not be accepted.
Lock-in	12 months

FUND STRUCTURE

Minimum Investment	Rs 1 Cr
Subscriptions and New Investments	This is open ended fund with a monthly subscription window. Subscription date will be 1st of every month.
Redemptions	Monthly redemptions, after expiry of 12–month lock–in, upon providing at least 30 days prior written notice (from the relevant exit date).
Tax implications	The tax is paid at fund level and returns to the client are post tax basis. Gains from sale of shares in the AIF are taxed at applicable capital gains tax rates. Interest Income, Dividend, etc., are charged at their respective rates.
Reporting structure	NAV reporting- Monthly Portfolio allocation details and holdings- Monthly Performance review webinars- Half yearly Tax reporting- Yearly

Disclaimer

This presentation is being furnished to you strictly on a confidential basis for information and discussion purposes only. This presentation is not and does not constitute an offer to sell or a solicitation of an offer to buy units of Unifi Blend Fund 2 (“Fund”), a proposed scheme of a alternative investment fund named Unifi Umbrella AIF (“Trust”) that is launched by Unifi Capital Private Limited (“Manager”) and is registered with the Securities and Exchange Board of India (“SEBI”) as a Category III Alternative Investment Fund as per the Securities and Exchange Board of India (Alternative Investment Funds) Regulations, 2012 (“AIF Regulations”). Application/necessary filings are made to the SEBI for registering the Fund and the private placement of Units in the Fund would be strictly subject to receipt of requisite SEBI approvals.

This presentation is confidential and is intended only for the personal use of the prospective investors to whom it is addressed or delivered and must not be reproduced or redistributed or disclosed in any form to any other person or duplicated or used for any purpose other than the purpose for which it is meant without the prior written consent of the Manager.

This presentation does not purport to be all-inclusive nor does it contain all of the information which a prospective investor may desire. An offering on a private placement basis will be made pursuant to a private placement memorandum and other definitive fund documents, which will be furnished to eligible prospective investors on a confidential basis at their request for their consideration of such offering. The information contained herein is qualified in its entirety by Fund’s private placement memorandum and the other fund documents. The Manager (including its affiliates) and any of its directors, officers, employees and other personnel will not accept any liability, loss, damage of any nature, including but not limited to direct, indirect, punitive, special, exemplary, consequential, as also any loss of profit in any way arising from the use of this presentation in any manner whatsoever.

The contents of this presentation are provisional and may be subject to change without notice. In the preparation of the material contained in this presentation, the Manager has used information that is publicly available and certain research reports including information developed in-house. The Manager shall not be liable for relevance, accuracy or completeness of the information contained herein or for complying with laws/licensing requirement as otherwise applicable with respect to the recipient of this presentation and disclaim any and all liability as to the information set forth herein or omissions here from, including, without limitation, any express or implied representation or warranty with respect to such information.

This presentation may include certain statements which contain words or phrases such as “believe”, “expect”, “anticipate”, “intend”, and similar expressions that are forward-looking. Actual results may differ materially from those suggested by the forward-looking statements due to risks, uncertainties or assumptions.

This presentation cannot be copied, reproduced, in whole or in part or otherwise distributed without prior written approval of the Manager.

Prospective investors should make an independent assessment, and consult their own counsel, business advisor and tax advisor as to legal, business and tax related matters concerning this presentation and the other related documents before investing in the Fund. The information contained in this presentation has been prepared by Manager for general guidance and does not constitute a professional advice and no person should act upon any information contained herein without obtaining specific professional advice.

The information in this presentation has not been evaluated from the specific legal-regulatory requirement of any particular jurisdiction. The Trust and the Manager is not registered/licensed with or approved by any regulatory or governmental authority of any other jurisdiction except as applicable in India. Neither the Manager nor its partners, employees and agents would be held responsible for any reliance placed on the content of this presentation or for any decision based on it.

Each prospective investor, by accepting delivery of this presentation agrees to the foregoing.

25 YEARS of Investing With Conviction

UNIFI CAPITAL

UNIFI UMBRELLA AIF:
UNIFI BLEND FUND 3



October 2026
Unifi Umbrella AIF
SEBI Reg No: IN/AIF3/21-22/0872

www.unificap.com

About Unifi

- Founded in 2001, Unifi was established by a core team of four experienced capital market professionals.
- The firm focuses on long-only investment strategies and event arbitrage in Indian equities, backed by a strong in-house research team ,offering high levels of service.
- Unifi has a successful 25-year performance record, evidenced by every strategy having performed better than its benchmark. The current AUM is Rs 18,098 Crs (USD 1,900 million)
- Unifi is headquartered in Chennai with offices in Bangalore, Hyderabad, Mumbai, Delhi, Pune, Ahmedabad & Kolkata with a total team size of 165 professionals.



Unifi: Historical Timeline

Unifi was established in 2001 as a competitive and performance-oriented asset manager, using innovative investment strategies to achieve superior risk-adjusted returns

UNIFI CAPITAL

2001
Unifi is founded

2002
- Event Arbitrage Strategy
- Registered with SEBI

2003
Additional Office in Hyderabad

2006
Expansion into Bangalore

2008
- Unifi Financial subsidiary
- Registered as NBFC

2009
Delisting Strategy

2010
Insider Shadow Strategy

2011
Unifi Foundation setup

2012
Foray into Mumbai

2013
- Deep Value Discount Strategy
- Unifi Alternative Investment Fund

2014
- Holdco Strategy
- Spin-off Strategy

2015
APJ 20 Strategy

2016
Foray into Delhi

2017
- The Green Strategy
- Blended Rangoli Strategy

2018
- Unifi Offshore Fund
- BCAD Strategy

2019
ISS Relaunch

2022
BCAD:2 Breakout 20 Strategy

2024
Unifi Investment Management LLP (GIFT City) launches operations

2025
Unifi Mutual Fund commences with 3 funds – Liquid, Flexi-cap, Dynamic Asset Allocation Fund

Investment Strategy



Blend

Blend Theme cherry picks Investments from all 7 distinct strategies managed by Unifi.

Blended Rangoli - Structure

Spin Off

In a single corporate structure with multiple businesses, the sum of the value of the separate parts is often less than that of the whole. A de-merger of disparate businesses, unlocks the financial and management bandwidth required for the respective businesses to grow. Spin off strategy invests in situations that offer great scope for the businesses to realize their full growth potential and attract commensurate market valuation.

DVD

Few segments of the market tend to be mispriced in spite of visible growth prospects, resulting in such stocks trading at a deep discount to their intrinsic value. Reasons could vary from inadequate understanding of a business by most analysts, low relative market cap and liquidity or the lack of correlation to benchmark indices. DVD invests in such businesses and exploits market inefficiencies.

HoldCo

Many holding companies are run as a group holding companies rather than strategic investment companies. This results in a perennial discount in their valuations, but such discounts are not a constant. The Holdco strategy identifies strong underlying businesses and looks for significant valuation discounts that are likely to recover as promoters feel the heat of change in the regulatory landscape; or as underlying businesses exhibit significant growth.

APJ 20

As always, markets fancy a few sectors that have done well in the past ignoring the rest. Of the sectors which are less understood, few like specialist chemicals, agri, precision manufacturing have become globally competitive and are privy to an expanding market opportunity. APJ20 invests in firms that have evolved and are in a ripe position to benefit from such growth prospects.

Green Strategy

The investment focus of the green strategy is on companies which provide products and services that help in reducing the carbon footprint in the environment and/or result in more efficient use of natural resources. Within the context of this approach, the sectors that have been identified for creating the portfolio are – emission control, energy efficiency, water management and waste management.

Insider Shadow Strategy

The Insider Shadow strategy invests in companies which have repurchased their own shares or where its promoters' have acquired additional shares at market prices. Such an action demonstrates their conviction on the company's growth prospects or inherent value not captured in stock price at that point. The proposition is to gain from the eventual balancing of the value-price mismatch in the market.

BCAD

The investment focus is on established companies in specific sectors which are leading the migration of market share from unorganized players to organized players. As India's economy grows rapidly in scale and sophistication, several sectors are positioned to change dramatically over the next decade. Certain powerful trends are driving the shift in the balance of competitive advantage in favour of organized businesses.

AIF Blend 3 Performance (Launched October 2025)

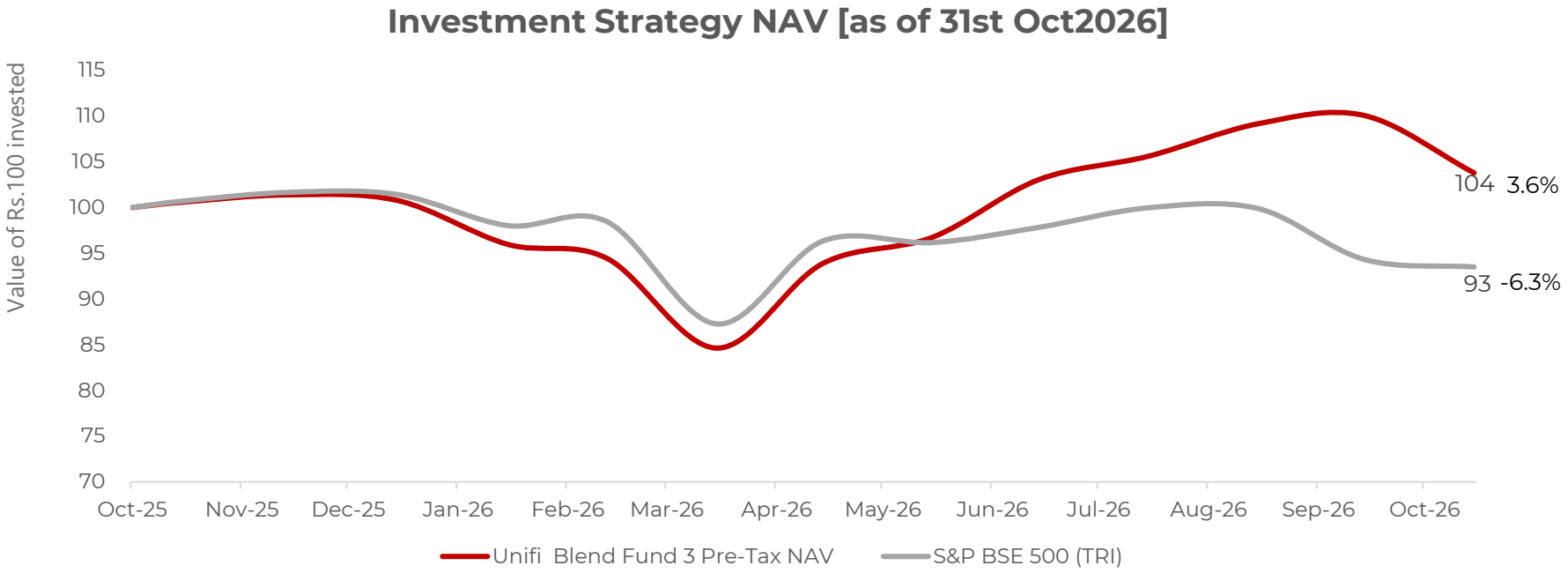

Characteristics

	FY27E	FY28E
Earnings Growth	34.1%	19.8%
RoE	19.6%	19.6%
P/E	24.5	20.1
D/E	0.1	0.1
PEG	0.8	

TWRR	April	May	June	July	Aug	Sep	Oct	Nov	Dec	Jan	Feb	Mar	FYTD
FY 26	**NA**	**NA**	**NA**	**NA**	**NA**	**NA**	0.6%	0.8%	-0.6%	-4.8%	-1.6%	-10.4%	**-15.4%**
FY 27	10.9%	3.1%	6.5%	2.5%	3.4%	0.8%	-5.7%						**22.6%**

As of 31st October 2026

* Performance data disclosed hereabove is net of Management & Performance fees. The performance reported for an Investment Approach (IA) represents the aggregate performance of all investors in an IA

AIF Blend Fund 3 - Characteristics

Sector Exposure

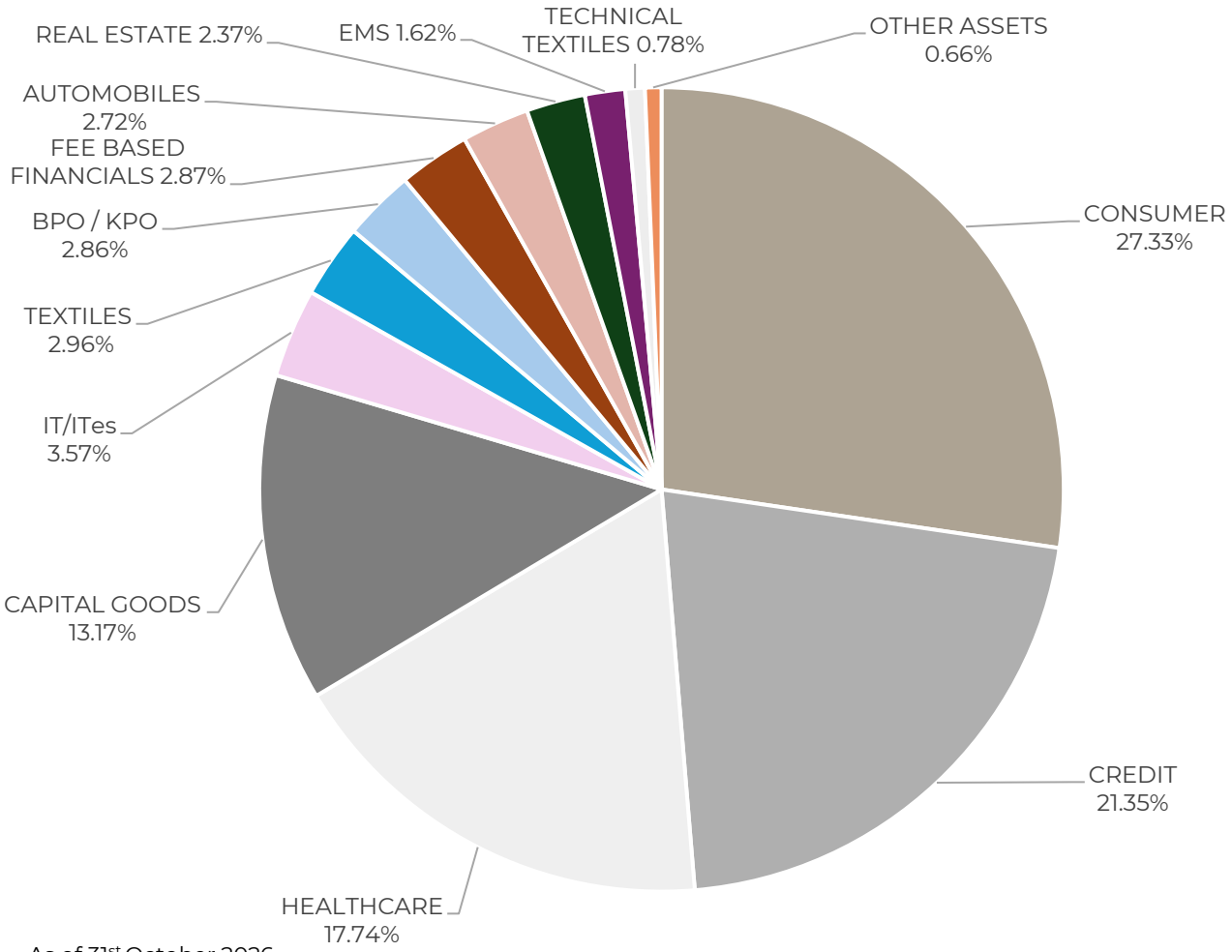

Mcap Exposure

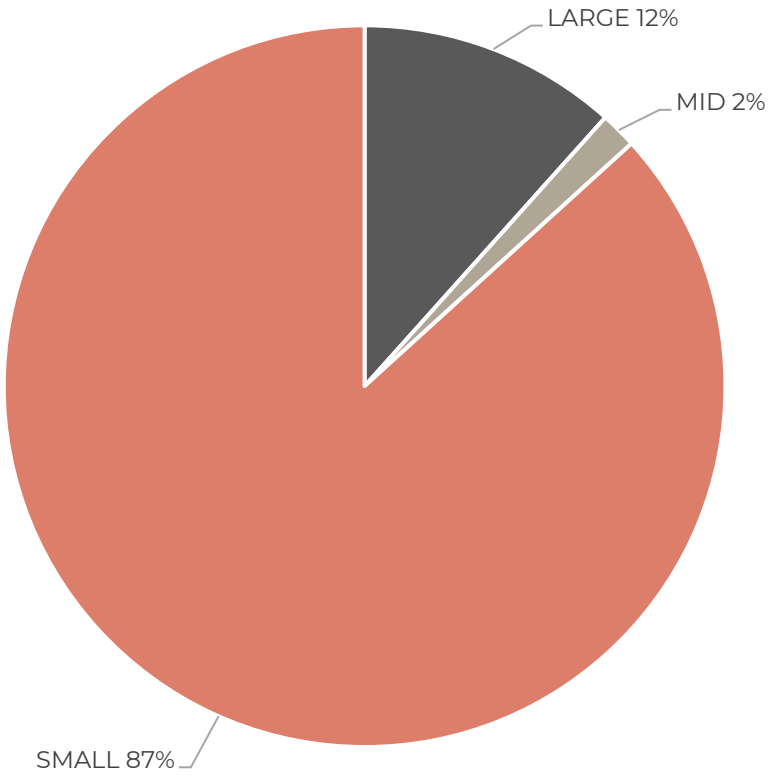

As of 31st October 2026

Unifi Blend Fund 3 AIF - SALIENT FEATURES

Commencement Date	15th October 2025
Category of Registration	Unifi Umbrella AIF is registered with SEBI as a Category III AIF under the Regulations.
Sponsor	Unifi Capital Pvt Ltd.
Investment Manager	Unifi Capital Pvt Ltd.
Trustee	Vistra ITCL (India) Limited
Custodian	Kotak Mahindra Bank Limited
Legal Counsel	Trilegal
Tax Advisors	Walker Chandiok & Co LLP
Auditors	Walker Chandiok & Co LLP
Drawdown Structure	100% drawdown on closure
Exit Load	N.A.
Last day to Submit the Forms	Atleast 7 (Seven) Business Days prior to the date of the relevant subscription day
Last day to Transfer Funds	Atleast 1 (One) Business Day before the date of the relevant valuation day

Unifi Blend Fund 3 AIF - SALIENT FEATURES

Feature	Details
Minimum Investment	Rs 1 Crore, 100% Drawdown.
Subscription	Monthly, 1st of every month.
Redemption window	Monthly, after expiry of 12-month lock-in period. Duly signed form should be received at least 30 calendar days prior to relevant redemption day.
Pre-IPO	Up to to 10% in Pre-IPO opportunities, where DRHP has been filed with SEBI
NRI Eligibility	NRIs are permitted (excluding US & Canada). Funds to be received from NRO accounts only.
US Nationals	US citizens residing in India are permitted. Funds must be received from an Indian Savings Bank Account only. K1 certificate will be provided.

Please refer to the Private Placement Memorandum for complete details

FUND STRUCTURE

Minimum Investment	Rs 1 Cr
Subscriptions and New Investments	This is open ended fund with a monthly subscription window. Subscription date will be 1st of every month.
Redemptions	Monthly redemptions, after expiry of 12–month lock–in, upon providing at least 30 days prior written notice (from the relevant exit date)
Tax implications	The tax is paid at fund level and returns to the client are post tax basis. Gains from sale of shares in the AIF are taxed at applicable capital gains tax rates. Interest Income, Dividend, etc., are charged at their respective rates.
Reporting structure	NAV reporting- Monthly Portfolio allocation details and holdings- Monthly Performance review webinars- Half yearly Tax reporting- Yearly

Blended-Rangoli Strategy (PMS) - Performance

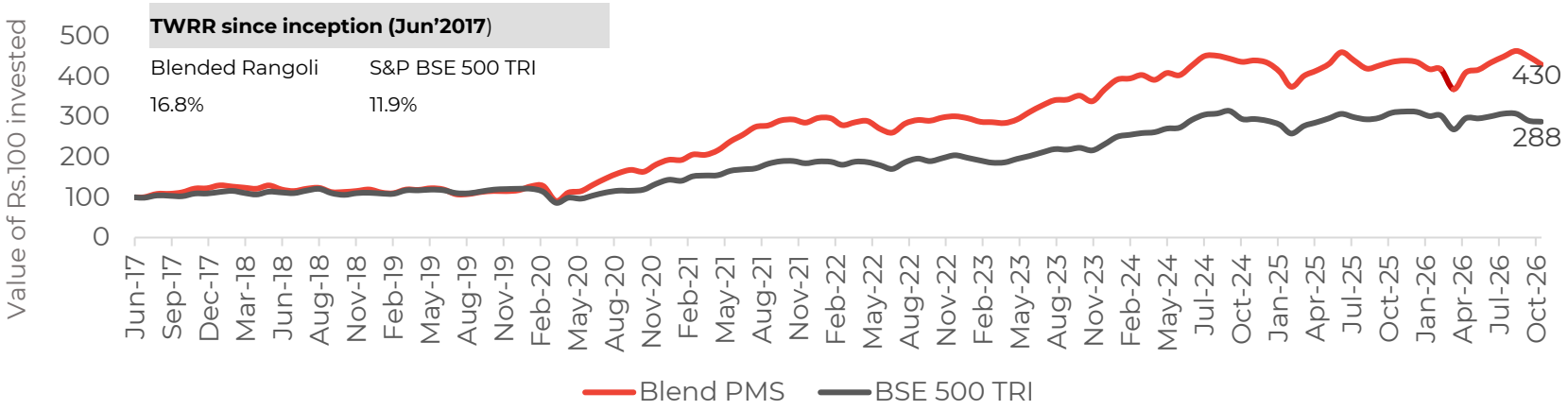

Blend	FY27E	FY28E
Earnings Growth	23.5%	18.7%
P/E	20.6	16.9
ROE	18.1%	18.9%
D/E	0.1	0.1
PEG	0.9	

Data is estimated based on assumptions and expectations considering currently available information and they involve risks, variables and uncertainties.

	Apr	May	Jun	Jul	Aug	Sep	Oct	Nov	Dec	Jan	Feb	Mar	FYTD	FYTD (Benchmark)
FY 18			0.43%	8.17%	0.29%	3.17%	8.41%	0.62%	5.83%	-2.35%	-2.02%	-2.16%	**21%**	**7%**
FY 19	6.69%	-7.85%	-3.13%	4.91%	1.75%	-8.45%	0.31%	2.07%	3.19%	-6.51%	-1.22%	8.29%	**-2%**	**10%**
FY 20	-0.74%	3.37%	-2.33%	-10.06%	0.55%	4.63%	2.24%	-0.41%	2.18%	8.34%	0.23%	-29.09%	**-24%**	**-26%**
FY 21	23.16%	3.26%	14.06%	11.87%	8.96%	4.88%	-2.72%	10.84%	6.5%	-0.15%	7.02%	-0.35%	**127%**	**79%**
FY 22	5.43%	10.30%	6.82%	7.68%	1.28%	4.43%	0.82%	-2.63%	4.06%	-0.28%	-5.79%	2.61%	**39%**	**22%**
FY 23	1.07%	-6.72%	-3.46%	8.61%	3.12%	-0.58%	2.79%	0.96%	-1.59%	-2.99%	-0.31%	-0.74%	**-1%**	**-1%**
FY 24	3.04%	6.37%	5.11%	4.08%	0.45%	2.86%	-3.95%	8.69%	6.65%	0.68%	2.19%	-2.98%	**38%**	**40%**
FY 25	4.33%	-1.32%	5.90%	5.55%	0.16%	-1.57%	-1.81%	0.83%	-1.32%	-5.32%	-8.91%	7.28%	**3%**	**6%**
FY 26	3.21%	4.1%	6.7%	-4.43%	-4.58%	1.75%	2.11%	0.77%	-0.77%	-4.06%	-0.09%	-11.83%	**-8%**	**-3%**
FY 27	11.27%	1.68%	4.26%	3.37%	3.17%	-3.00%	-4.40%						**17%**	**7%**

As on 31st October 2026

* Performance data disclosed hereabove is net of Management & Performance fees. The performance reported for an Investment Approach (IA) represents the aggregate performance of all investors in an IA

AIF Blend 1 Performance (Launched in Feb 2019)

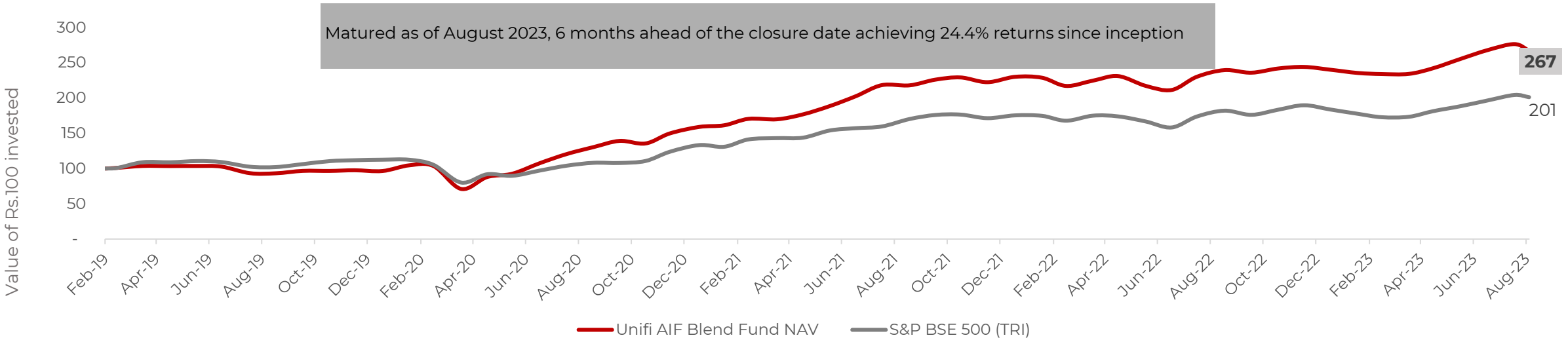

TWRR	Apr	May	Jun	Jul	Aug	Sep	Oct	Nov	Dec	Jan	Feb	Mar	FYTD
FY 19											1.0%	2.6%	**3.7%**
FY 20	-0.1%	0.1%	-0.9%	-9.1%	-0.1%	3.6%	-0.1%	0.9%	-1.1%	8.4%	-1.0%	-31.4%	**-31.4%**
FY 21	23.8%	5.4%	16.2%	12.0%	8.2%	6.7%	-2.6%	10.5%	6.2%	1.5%	5.6%	-0.4%	**139.0%**
FY 22	4.1%	6.6%	7.4%	7.8%	-0.1%	3.7%	1.4%	-2.9%	3.4%	-0.5%	-5.1%	3.5%	**32.3%**
FY 23	2.9%	-6.0%	-2.7%	8.8%	4.1%	-1.5%	2.5%	0.9%	-1.6%	-1.9%	-0.7%	0.1%	**4.3%**
FY 24	3.4%	5.5%	4.8%	3.2%	-3.4%								**14.1%**

Returns as on 17th Aug'23

* Performance data disclosed hereabove is net of Management & Performance fees. The performance reported for an Investment Approach (IA) represents the aggregate performance of all investors in an IA

Disclaimer

This presentation is being furnished to you strictly on a confidential basis for information and discussion purposes only. This presentation is not and does not constitute an offer to sell or a solicitation of an offer to buy units of AIF Blend3 (“Fund”), a proposed scheme of a alternative investment fund named Unifi Umbrella AIF (“Trust”) that is launched by Unifi Capital Private Limited (“Manager”) and is registered with the Securities and Exchange Board of India (“SEBI”) as a Category III Alternative Investment Fund as per the Securities and Exchange Board of India (Alternative Investment Funds) Regulations, 2012 (“AIF Regulations”). Application/necessary filings are made to the SEBI for registering the Fund and the private placement of Units in the Fund would be strictly subject to receipt of requisite SEBI approvals.

This presentation is confidential and is intended only for the personal use of the prospective investors to whom it is addressed or delivered and must not be reproduced or redistributed or disclosed in any form to any other person or duplicated or used for any purpose other than the purpose for which it is meant without the prior written consent of the Manager.

This presentation does not purport to be all-inclusive nor does it contain all of the information which a prospective investor may desire. An offering on a private placement basis will be made pursuant to a private placement memorandum and other definitive fund documents, which will be furnished to eligible prospective investors on a confidential basis at their request for their consideration of such offering. The information contained herein is qualified in its entirety by Fund’s private placement memorandum and the other fund documents. The Manager (including its affiliates) and any of its directors, officers, employees and other personnel will not accept any liability, loss, damage of any nature, including but not limited to direct, indirect, punitive, special, exemplary, consequential, as also any loss of profit in any way arising from the use of this presentation in any manner whatsoever.

The contents of this presentation are provisional and may be subject to change without notice. In the preparation of the material contained in this presentation, the Manager has used information that is publicly available and certain research reports including information developed in-house. The Manager shall not be liable for relevance, accuracy or completeness of the information contained herein or for complying with laws/licensing requirement as otherwise applicable with respect to the recipient of this presentation and disclaim any and all liability as to the information set forth herein or omissions here from, including, without limitation, any express or implied representation or warranty with respect to such information.

This presentation may include certain statements which contain words or phrases such as “believe”, “expect”, “anticipate”, “intend”, and similar expressions that are forward-looking. Actual results may differ materially from those suggested by the forward-looking statements due to risks, uncertainties or assumptions.

This presentation cannot be copied, reproduced, in whole or in part or otherwise distributed without prior written approval of the Manager.

Prospective investors should make an independent assessment, and consult their own counsel, business advisor and tax advisor as to legal, business and tax related matters concerning this presentation and the other related documents before investing in the Fund. The information contained in this presentation has been prepared by Manager for general guidance and does not constitute a professional advice and no person should act upon any information contained herein without obtaining specific professional advice.

The information in this presentation has not been evaluated from the specific legal-regulatory requirement of any particular jurisdiction. The Trust and the Manager is not registered/licensed with or approved by any regulatory or governmental authority of any other jurisdiction except as applicable in India. Neither the Manager nor its partners, employees and agents would be held responsible for any reliance placed on the content of this presentation or for any decision based on it.

Each prospective investor, by accepting delivery of this presentation agrees to the foregoing.

Client Servicing Team



MARAN GOVINDASAMY
EXECUTIVE DIRECTOR
maran@unificap.com



CHRISTOPHER VINOD
CEO & EXECUTIVE DIRECTOR
chris@unificap.com



HARSHAWARDHAN A
VICE PRESIDENT | NORTH & EAST REGIONS
harsh@unificap.com



SHEETAL PRAKASH JOSHI
VICE PRESIDENT | MUMBAI & GUJARAT
sheetal@unificap.com



PRABHAKAR P
VICE PRESIDENT | HYDERABAD
prabhakar@unificap.com



CHANDNI SHAH
VICE PRESIDENT | MUMBAI
chandni@unificap.com



MINAL KABRA MALPANI
VICE PRESIDENT | BANGALORE
minal@unificap.com



LEON LAWRENCE MENEZES
ASSOCIATE DIRECTOR | MUMBAI
leon@unificap.com



VEDIKA BARGUDE
ASSOCIATE DIRECTOR | MUMBAI
vedika@unificap.com



DHRUV RUSTAGI
ASSOCIATE DIRECTOR | NCR & PUNJAB
dhruv@unificap.com



SATYANARAYAN MAURYA
ASSOCIATE DIRECTOR | PUNE, GOA & REST OF MAHARASHTRA
satyanarayan.maurya@unificap.com



RAMESH KUMAR
ASSOCIATE DIRECTOR | CHENNAI
rameshkumar@unificap.com



RAHUL JOSHI
MANAGER | CHENNAI
rahuljoshi@unificap.com



SHATADRU GUPTA
ASSOCIATE DIRECTOR | KOLKATA
shatadru@unificap.com



ATUL SHARMA
ASSOCIATE DIRECTOR | NCR, RAJASTHAN & UP
atul@unificap.com



ASHISH POPAT
ASSOCIATE DIRECTOR | AHMEDABAD
ashish@unificap.com



RAJASEKHAR
ASSOCIATE DIRECTOR | BANGALORE
rajasekhar@unificap.com

For Further information visit: www.unificap.com

CHENNAI (REGISTERED OFFICE)

11, Kakani Towers
15 Khader Nawaz Khan Road
Nungambakkam High Road, Chennai - 600 006.
Ph: +91-44-2833 1556

MUMBAI

3201/02, A wing,
Marathon Futurex, Lower Parel,
Mumbai – 400013.
Mb: 022 – 69364343

BANGALORE

1107, 11th Floor
Barton Centre, 84, M.G. Road,
Bangalore - 560 001.
Ph: +91-80-2555 9418/19

HYDERABAD

H No. 6-3-346/1, Road No. 1
Banjara Hills, Hyderabad – 500 034.
Ph: +91-40-4010 2316

DELHI

715–716, 7th Floor , E Block, International Trade Tower , Nehru Place, New Delhi – 110019.
Mb: +91 9930112828

KOLKATA

B820/821, Cospacio, 8th Floor, Celica Park,
24, Park Street, Park Center, Kolkata 700016.
T: +91- 9930112828

AHMEDABAD

Chalet 23, Paragraph Business Centre,
B 601, Mondeal Heights, Near Novotel Hotel,
S. G. Highway, Ahmedabad – 380015.
Mb: +91 9825405990

PUNE

Urbanwrk, 215, Koncord, 2nd Floor
Bund Garden Road, Pune 411001.
Mb: +91 82975 81503

Compliance Officer : Anu R Kaimal **Tel**: 044-28331556 **Email**: compliance@unificap.com CIN: U67120TN2001PTC046392 | AIF: IN/AIF3/21-22/0872

The investor has the option of enrolling with the company either Directly or through a Distributor or through a Registered Investment Advisor (RIA)

Disclaimer

Securities, investments are subject to market risks and there can be no assurance or guarantee that the objectives will be achieved. As with any investment in securities, the value of the portfolio under management may go up or down, depending on the various factors and forces affecting the capital market. Past performance of the Portfolio Managers is not an indication of the future performance of the Portfolio Managers. Investors in the strategy are not being offered any guaranteed/assured returns. This information has been compiled from sources we believe to be reliable, but we do not hold ourselves responsible for its completeness or accuracy. References to actions of specific companies have been made as a matter of fact but the comments on such actions represent only our judgment and analysis and not that of the specific companies. This material is not an offer to sell or a solicitation to buy any securities or any financial instruments mentioned in the report. Unifi Capital Pvt. Ltd. and their officers and employees may or may not have a position with respect to the securities / other financial instruments mentioned herein. Unifi Capital Pvt. Ltd. may from time to time, have a consulting relationship with a company being reported upon. All opinions and estimations included in this report constitute our judgment as of this date and are subject to change without notice. Performance-related information provided herein is not verified by SEBI.



28